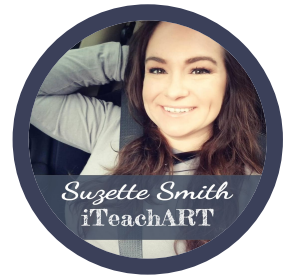


suzettesmith_iTeachART

THANK YOU



NOTE FROM THE SELLER

Thank you so much for your purchase! I appreciate your interest and hope that the product is exactly what you are looking for. I am always happy to answer any and all questions or concerns regarding this product.

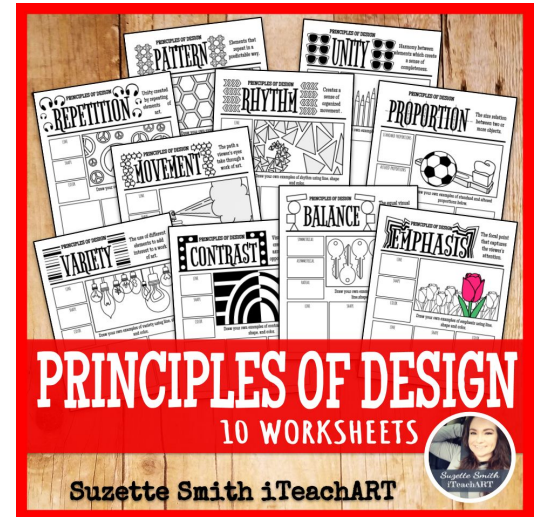
Please email me at:

suzettesmithitechart@gmail.com

These Principles of Design handouts sheets are great printed on single sheets or printed 2 to a page for small classroom Art books (notebooks).

TERMS OF USE

By purchasing and downloading this electronic file, you agree to the terms of use for personal/single classroom use only. No part of this document may be distributed, copied, sold or edited. All contents of this document are under copyright protections including text, graphics, content and fonts.



LET'S CONNECT

You can find me on Instagram:

[@suzettesmith_itechart](https://www.instagram.com/suzettesmith_itechart)


Click the icon to follow me.

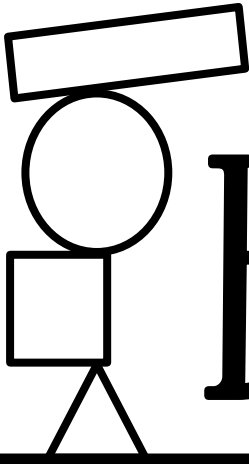


You can find me on TpT:

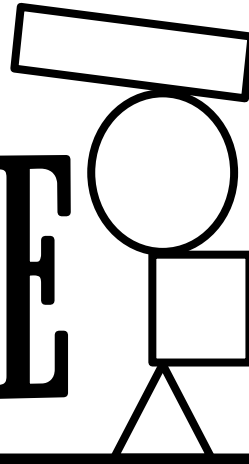
[Suzette Smith-iTeachART](https://www.teacherspayteachers.com/Suzette-Smith-iTeachART)

Click the icon to follow me.





PRINCIPLES OF DESIGN



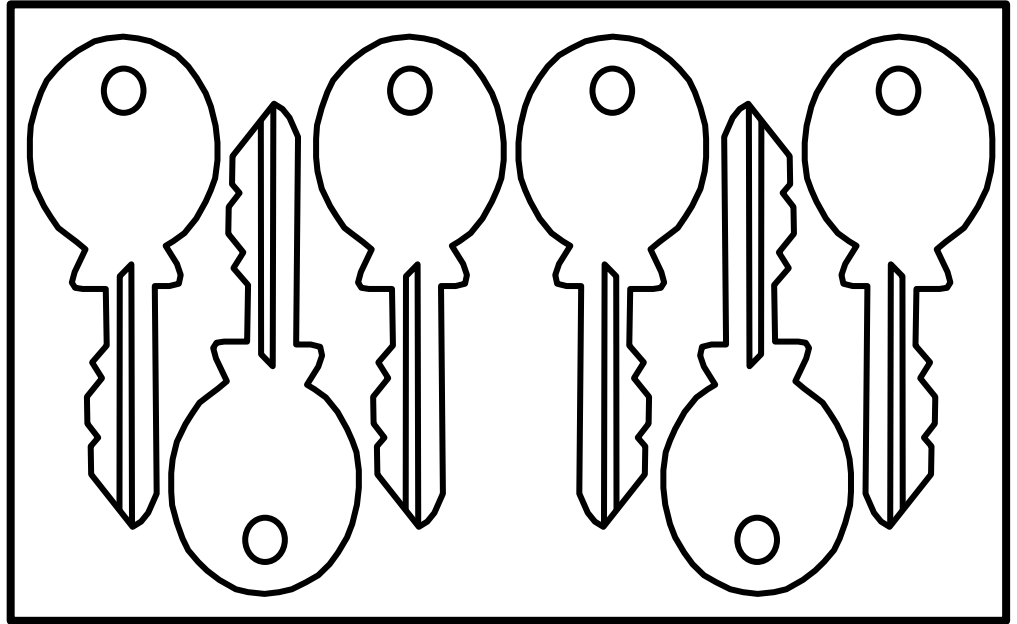
BALANCE

The equal visual distribution of weight in a design.

SYMMETRICAL

ASYMMETRICAL

RADIAL



Draw your own examples of balance using line, shape and color.

LINE

SHAPE

COLOR

Blank box for drawing examples of balance using line.

Blank box for drawing examples of balance using shape.

Blank box for drawing examples of balance using color.

PRINCIPLES OF DESIGN


EMPHASIS

The focal point that captures the viewer's attention.

LINE

SHAPE

COLOR



Draw your own examples of emphasis using line, shape and color.

LINE

SHAPE

COLOR

PRINCIPLES OF DESIGN

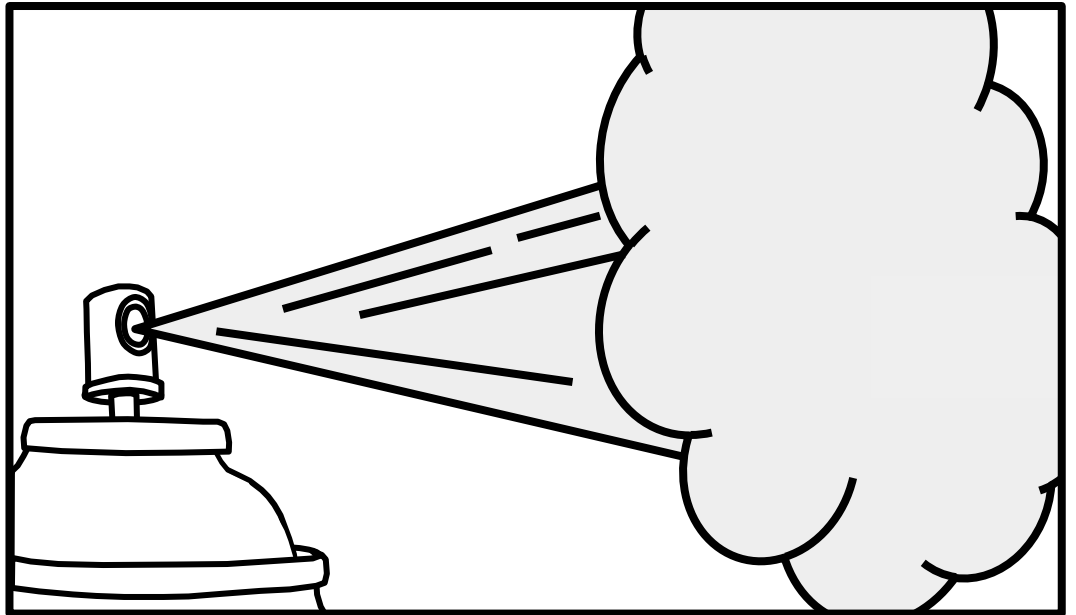
MOVEMENT

The path a viewer's eyes take through a work of art.

LINE

SHAPE

COLOR



Draw your own examples of movement using line, shape and color.

LINE

SHAPE

COLOR

PRINCIPLES OF DESIGN


CONTRAST

Visual interest created by the arrangement of opposite elements.




LINE

SHAPE

COLOR



Draw your own examples of contrast using line, shape, and color.




PRINCIPLES OF DESIGN

PROPORTION

The size relation
between two or
more objects.

STANDARD PROPORTIONS

ALTERED PROPORTIONS



Draw your own examples of standard and altered proportions below.

FACE PROPORTIONS


REPETITION

Unity created
by repeating
elements of
art.




LINE

SHAPE


COLOR




Draw your own examples of repetition using line,
shape and color.



PRINCIPLES OF DESIGN



PATTERN

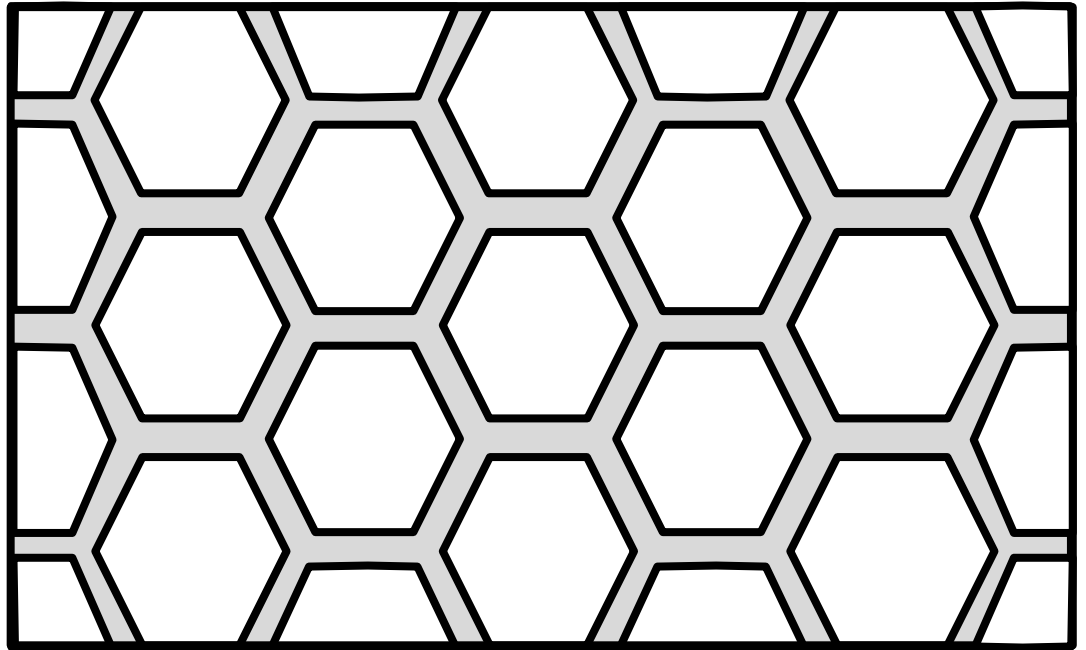


Elements that repeat in a predictable way.




LINE


SHAPE

COLOR




Draw your own example of pattern using line, shape and color.





PRINCIPLES OF DESIGN




RHYTHM

Creates a sense of organized movement.




LINE

SHAPE


COLOR




Draw your own examples of rhythm using line, shape and color.



PRINCIPLES OF DESIGN



UNITY

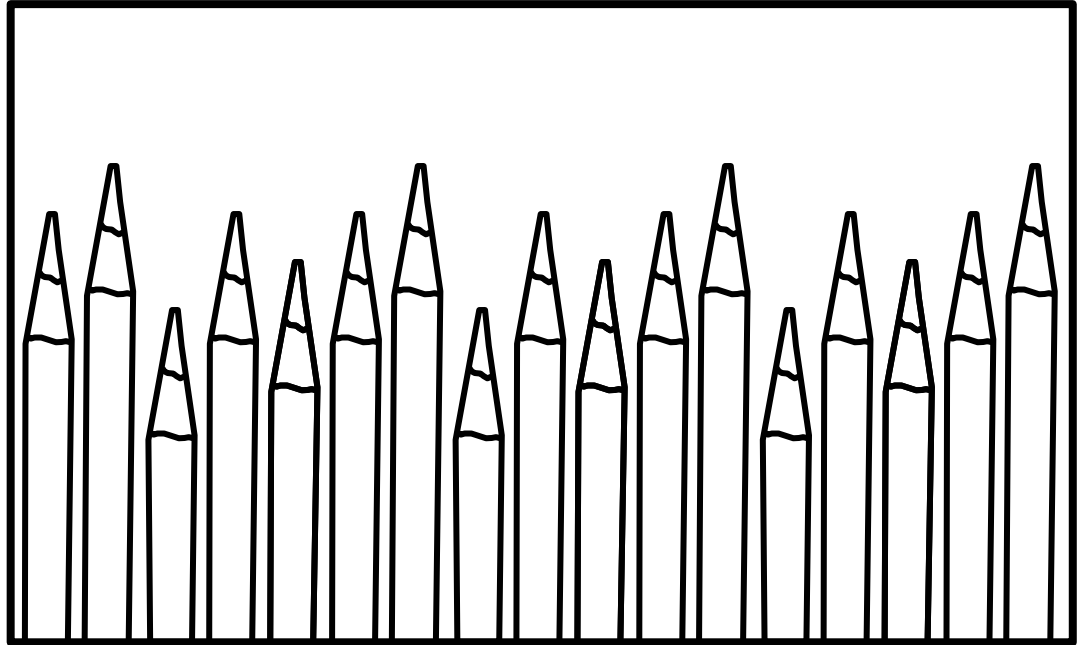


Harmony between elements which create a sense of completeness.




LINE

SHAPE

COLOR



Draw your own examples of unity using line, shape and color.



PRINCIPLES OF DESIGN


VARIETY

The use of different elements to add interest to a work of art.

LINE

SHAPE

COLOR



Draw your own examples of variety using line, shape and color.

